



MAKING THE IMPOSSIBLE POOL POSSIBLE



We have pools to suit any location.

Matt Nordsvan

admin@nordicplungepools.com.au

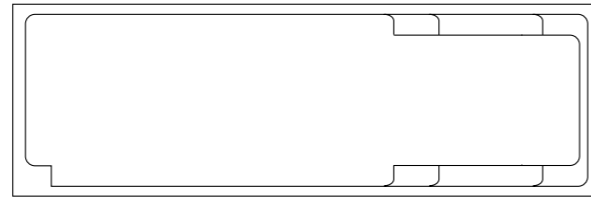
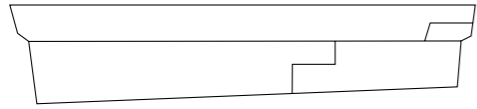
0404472676

nordicplungepools.com.au

PLEASE NOTE: ALL STEEL POOLS NEED TO HAVE 110MM ADDED TO THE DIG DEPTHS.

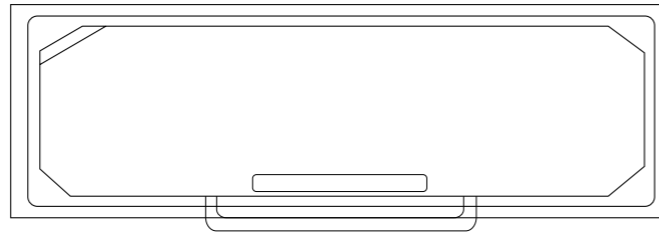
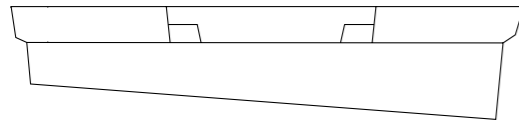
ALFRESCO

SIZES	DEPTH
7.2m x 2.8m	1.1m to 1.6m
6.2m x 2.8m	1.1m to 1.5m



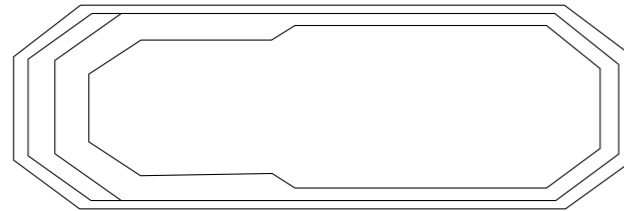
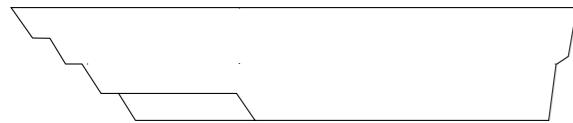
REEF

SIZES	DEPTH
7.4m x 3.5m	1.08m x 1.72m
6.4m x 3.5m	1.16m to 1.68m




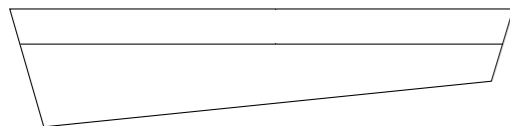
NOOSA SPA SWIM

SIZES	DEPTH
6m x 2.5m	1.35m to 1.35m





BONDI

SIZES	DEPTH
6m x 3.2m	1.3m to 1.89m
6m x 2.5m	1.3m to 1.89m
5m x 2.5m	1.3m to 1.78m
4m x 2.5m	1.3m to 1.64m



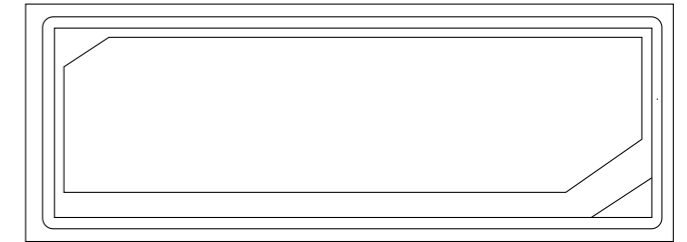
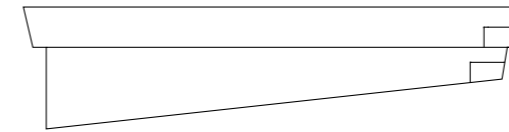
MANLY

SIZE	DEPTH
6m x 2.5m	1.3m to 1.3m
5m x 2.5m	1.3m to 1.3m
4m x 2.5m	1.3m to 1.3m



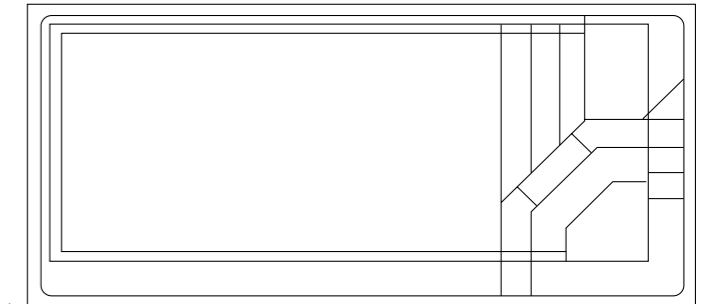
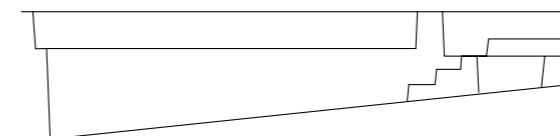
CORAL

SIZES	DEPTH
10.5m x 4.2m	1.00m to 1.95m
9.5m x 4.2m	1.00m to 1.85m
8.5m x 4.2m	1.00m to 1.75m
8.5m x 3.5m	1.00m to 1.75m
7.5m x 3.5m	1.00m to 1.65m
6.5m x 3.5m	1.00m to 1.55m
5.5m x 3.5m	1.00m to 1.45m



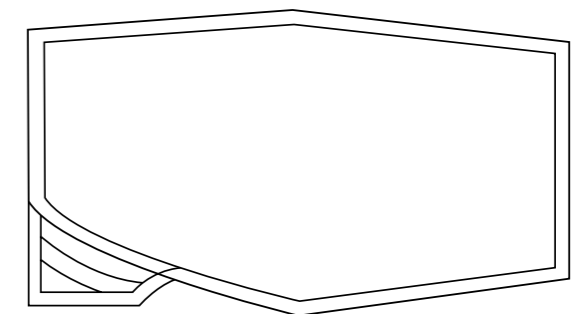
CORAL SPA

SIZES	DEPTH
7.5m x 3.5m	1.00m to 1.65m



MARINA

SIZES	DEPTH
6.5m x 3.3m	1.45m to 1.33m


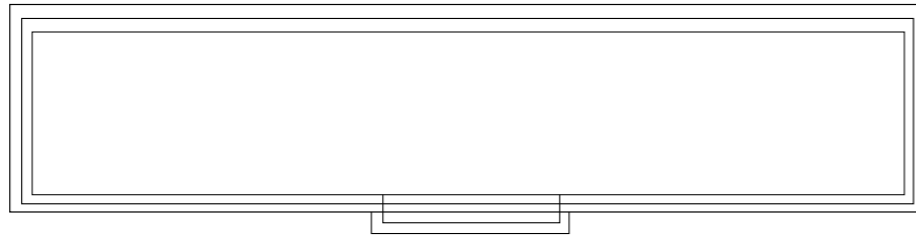


Matt Nordsvan | admin@nordicplungepools.com.au | 0404472676 | nordicplungepools.com.au




LAP POOL

SIZE DEPTH
 15.3m x 3.6m 1.35m to 1.35m




CASEY

SIZE DEPTH
 5.3m x 1.9m 1.2m to 1.2m
 4.1m x 1.9m 1.2m to 1.2m



CLEO

SIZE DEPTH
 3.2m x 1.9m 1.2m to 1.2m



POOL INCLUSIONS

- Super-tough, steel re-inforced fibreglass pool shell hydrostatic valve.
- Unique support system for Inground, Semi Above Ground or Free-standing above ground applications.
- Digital salt water chlorinator or mineral chlorinator.
- Energy efficient 3 speed Variable Pump.
- Cartridge or sand filtration system.
- Top mounted skimmer Box, pool returns and hydrostatic valve.
- Commissioning of pool local installs only
- Basic pool maintenance kit includes start up chemicals, scoop, brush with vacuum, hose and CPR chart.

NOT INCLUDED IN PRICE

- Crane Lift – approx \$1200 - \$1500, up to a 35m, 60m capability
- Electrical connection, balustrades decking & fencing
- Council/local authority approval – allow approx \$3500 to \$4,000 for all site plans, submissions, inspections and certification
- Delivery or Pick up is from Leeton NSW 2705 – freight is charged at \$4.50 + gst per Klm.

INSTALLATION NOTES

The installation can be carried out by a handy DIY person as the installation is quite simple and does not need a specialized licensed pool installer. The new patent design has a steel reinforced structure on the side and under the floor area designed for each model and size of the pool shell. Below are the advantages;

- No need to back-fill with sand and or cement.
- No need for a concrete base.
- No need for an 80 tone crane (pool weight approx 1200kg).
- No need for a licensed pool installer as installation is generally under \$5,000
- No need for a concrete structural bond beam.
- No need to have an engineer inspection for the excavated base.

PLEASE NOTE: ALL STEEL POOLS NEED TO HAVE 110MM ADDED TO THE DIG DEPTHS.

Pool Price Only (KIT) prices without installation can be supplied on request as we only install in Newcastle and the Central Coast of NSW, Referrals to all trades for decking connections, fencing and balustrades can also be supplied once site plans can be produced to our builder.

Should your pool be an in-ground application we also supply the shell without the steel re-enforcement as per a normal fibreglass installation.

This would reduce the price dramatically as the steel re-enforcement is not required for an in-ground application however structural backfill and a bond beam are required. For in-ground applications please ask for our standard fibreglass shell price for both installed and KIT only.

